



July Meeting

Lots of good fishing reports and a great presentation by Jeff Weaver with DFG on the wild and heritage trout programs.

Presentation was so successful it motivated Frank to take up the challenge, and you know anyone who can motivate Frank has to be a great speaker.

Frank even wrote an article about taking up the challenge and you can read it on page 2

THE AUGUST MEETING

Meetings for 2009 are being held at "OFF THE HOOK" fly shop on upper Broadway in Placerville.

Raffle - Tickets are a \$1 apiece. Several prizes will be drawn at each meeting.

Meeting starts at 7:00. First, we'll have the fishing reports, followed by a brief discussion of some upcoming club business .

Mike Matus (?) will make a presentation "Alaska on the cheap". He's figured out how to fish Alaska without leaving an arm, a leg or melting your credit cards

See ya there

NOTE - The fishout this Saturday is at Caples. Call Dave and read the **NEW INFORMATION** under Dave's Fishing REeport.

The Map is UP

Short version. Somebody gave the club a map. Frank gave us a wall to put the map on. We put the map on the wall. End of story.

Slightly enlarged version. The leadership has been looking for a way to promote the club. So we came up with the idea of a map of the area showing the hot spots, current hatch info, as well as how to get there. A map that shows more than El Dorado County is tough to come by, but lo and behold, one of Frank's customers dropped off a map that is perfect for what we wanted. Frank got a donated sheet of Plexiglass to protect it. After kicking ideas around a bit, we finally got it all together and this past Saturday, a bunch of us got together and put the map up on the wall at "OFF THE HOOK". We will add the club logo, a small white board, club brochure and other items as soon as we can. Stop By and check it out.

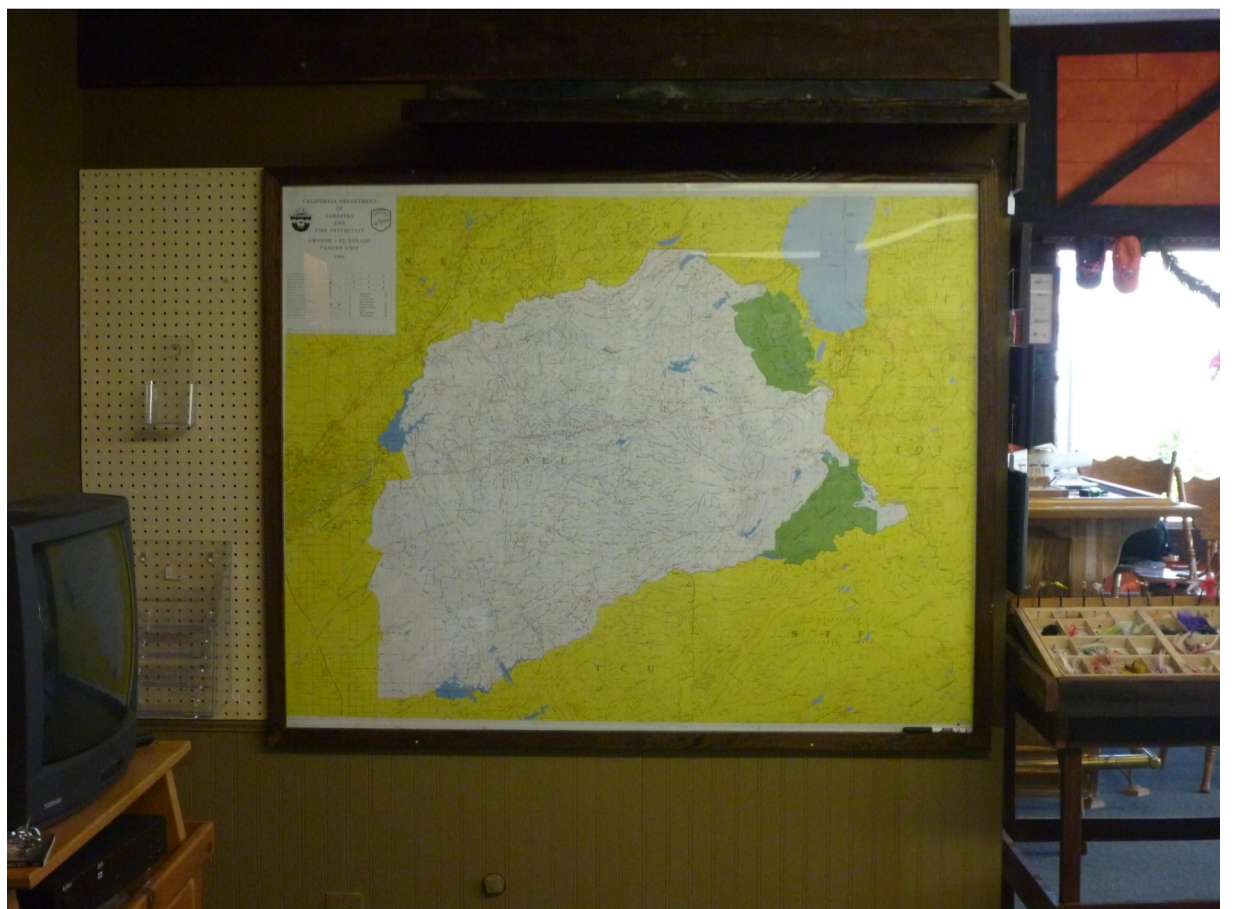
The Long Version Involves Bud Lilly's Trout Shop in the 70's, the antics of monkeys with footballs and at least a couple of beers, so that's for another time.....



Whaddayamean... It don't fit ??



That's the spot.... Right there... see



The preferred habitat of trout is directly under the bridge from which fishing is prohibited. That's if they can't hole up on the piece of the stream that's owned by the grump that does not fish and can't stand anyone who does.

California Heritage Trout Challenge



By Frank Seifert—Several months ago Scott Lyons came into the store and presented a show on the Heritage Trout Challenge. This is a program that the California Department of Fish and Game (DFG) has put on to encourage people to learn about the native trout of California.

Scott's enthusiasm was amazing. He had everyone in the room mesmerized by his journey. I felt as though I was there with him hiking in for a trout that was native to that creek and lived nowhere else in the world. One of the things that is so fun about this challenge is that DFG will not tell you where to find the fish. This requires hours and hours of research and the fish must come from their historic drainage. I was wound up and ready to begin my quest.

The first thing I needed was a partner. I asked around and no one wanted to take on this challenge with me (but they would do it by themselves???). I put it on the backburner because this would require lots of driving and lots of research. I did not want to do this alone. Two months later we had Jeff Weaver come into the store and do another presentation on the Heritage Challenge. Jeff is one of the officers with DFG that helped create the challenge, and he is the person who approves your application. Jeff's presentation was amazing!!! I had to do this. I phoned my cousin, whom I had been fishing with since I was a little boy, and I explained the whole thing to him. He said he was in.

Now we are ready to begin our quest. We plan to finish the challenge by the end of the year and I will be posting about the adventure on my blog at www.offthehookflyshop.com. We are also adding a twist to our approach, so stay tuned and follow our journey to find out more.

For more information on the California Heritage Trout Challenge go to <http://www.dfg.ca.gov/fish/Resources/WildTrout/index.asp>.

Joe Bania's Unique Experience on the Yuba River

Catching fish on the Yuba River August 7th was tough work. Maybe it was the change in the weather, or the full moon, or the water flow but, after 5 hours on the river with only a few grabs (or maybe temporary snags), I was getting discouraged. Then, all of a sudden, I felt a good grab. It was a feisty 15" rainbow that had snatched my fly so successfully that when I let the line go slack to let it release itself, it couldn't. It did not realize I didn't want to bring it all the way in to the boat and it pulled against the line so hard it flipped itself out of the water about 5 times; too bad Barbara doesn't know how to use the video feature on our camera yet. When I got it to the boat and our guide unhooked it, it still had plenty of fight left and in just a few seconds it was free again.


I was reregging my line when I heard a large splash behind me and Barbara and our guide exclaimed "Oh my goodness"! They had both been looking toward me and saw a salmon launch itself upward completely out of the water behind me. Our guide estimated it was at least 20" in length. Before I got my line back in the water, the salmon jumped completely out of the water again -- and I didn't see it the second time either. I cast my line a bit upstream of the spot but we never heard or saw it again.

We thought the fishing was picking up because it was late afternoon but all was quiet again. We spent another hour or so before we decided to quit. Just one or two more casts and we were going to call it a day when all of a sudden I felt a tug on my line. At first I thought I'd caught a snag but it seemed to fight back. We were ready for another fish but then it seemed too strong and stationary. Just as soon as I said "I think it's just a snag", it seemed to start fighting again. I was ready to land another fish! When I got it close enough to the boat to see it, I couldn't believe my eyes. I had caught a "rock-fish"!

Apparently, the hook of my fly caught on the only jagged piece of the rock and as I tried to set the hook and bring the "fish" in, the rock tumbled in several directions and tied itself in the middle of the rock in a knot so strong that the rock lifted out of the water just like a fish

If I were a betting man, I'd say the odds of this happening would be several-million-to one. In my 40 or so years of fishing, this is a first for me. But, since I intend to keep fishing for many years, maybe -- just maybe -- it'll happen again

* - *Joe sent along a picture of a real fish he caught, probably to make sure that we know that he knows the difference—Ed.*



Dave's Fishing Report

Last month's outing was at Caples Lake. We met with the Solano Fly fishers at 9:00 A.M. and were on the lake by 9:30. Fishing (catching) was a bit slow for most as there were plenty of grabs but the hookups were rare. I did land 16, mostly browns, by 1:00 P.M. when we broke for lunch at an agreed upon location. We all had stories and, of course, recommendations for greater success in the afternoon. For those that fished close to me, it was more than successful, as Ed, Mike and Hector from the Solano club and I landed well over 100 fish in the next 3 hours. I continued to fish with my gold crystal bugger and olive wooly bugger dropper. Ed, Mike and Hector used varying types of callibaetis imitations with absolutely great success. I don't think I looked over at the three of them without seeing at least one rod bent over. I actually landed a pair of trout on the same retrieve, one on each of my flies. Everyone that was there had hookups and all in all it was our best outing to date. That's the good news, now for the present. I think the summer doldrums as far as lake fishing are upon us. Most of the lakes in that region have slowed considerably. Woods, Silver and Kirkwood have been real slow in th P.M. Caples fished well for me on Thursday afternoon but we did have to endure intermittent hail/wind and rain storms. The temperature never got above 52 degrees and the wind chill sometimes approached 32, I'm sure. I landed 28 trout, 6 or 7 were no more than 4" but the rest were 10 to 14" hard fighting rainbows, browns and brookies. I think there are a lot of small trout along the shoreline that grab the marabou tails of my flies, hence the great number of grabs without hookups. I did see one beautiful rainbow swimming along the shoreline as I was pulling out. It was at least 5 or 6 pounds. They're there but quite elusive at least to my flies. As a result of my latest outings on the lakes, I am recommending Caples for our August club outing on August 22. I will be there if there is anyone interested in coming. Please let me know if you are planning to attend, so I can arrange the meeting place and time.(530) 621-3688.

I have also been fishing several different locations on the South fork of the American River above mile marker 36 with Jeff Nagel, his daughter Molly and Ed O'Neil. We have had great success on each occasion, usually averaging at least 15-20 trout apiece. They aren't big (5-10") but they're scrappy especially on a 2 or 3 weight rod. A size 14 renegade has been the fly of choice.

Bluegill and bass fishing has been quite good on the local ponds. I have been using a black foam beetle with mini silli legs across the middle. The bigger fish don't seem to inhale it as badly as the little bluegills. Quite odd but a real pleasure to not have to use my hook disgorging on every catch.

If you will be going to the fish out at Caples on Saturday, please let me know. If you have a radio, the club channel is 0505. 5 is the channel and 05 is the privacy code. Please check in when you get on the lake.

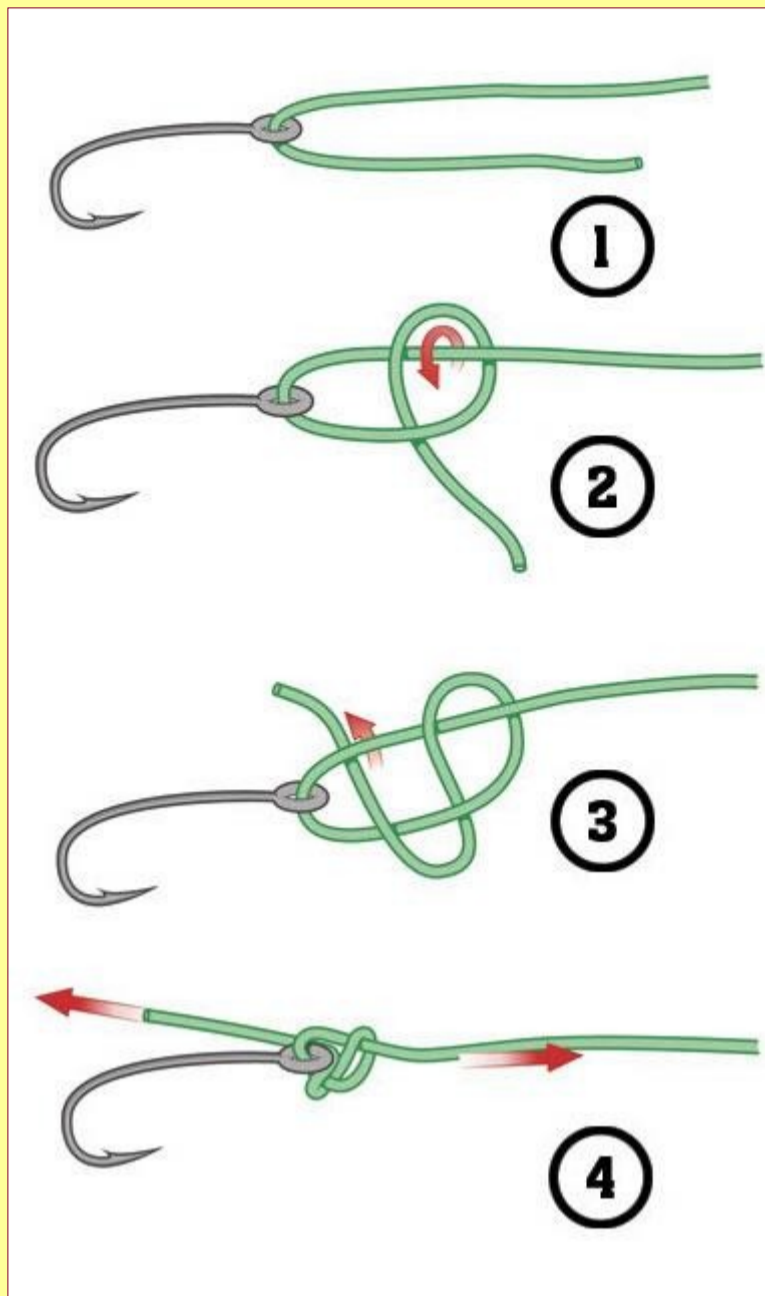
Well tight lines to all, see you at the meeting next Thursday.

Dave Angelo



As promised in the June edition, here is an enviable picture of said Editor holding an enviable fish of sufficient size

The Tying Bench



OK, so this is not about tying a fly, it's about, if you can't figure it out, tying a knot. This is also how I get to tell stories about fishing in Montana.

So we had just finished about a four hour float and pulled the kick boats into the take out. John and Gordy drove back up to get the other truck, while I kept an eye on the boats.

There was only one other fisherman at the site, he was rigging his raft for an overnight float. His two dogs were running around being friendly, so we were soon chatting about the river, the fish and his dogs.

He then showed me a knot he called the midge knot. I was really impressed with how simple it was to tie. I admit to a bit of difficulty with the improved clinch and this was easy.

When I returned to civilization, if that's what you call California, I tried to find the knot on the internet. After a difficult search, the details of which I will not bore you with, I discovered that the knot is more well known as the "DAVY KNOT".

It's best used on small flies, . There's at least one comment that questions it's use with fluorocarbon. I've used it a lot and never had any problems.

If your not sure, google it and see what you can find out. Let me know what you find. Kb_haw@yahoo.com

2009 Club Outings Schedule

April—17-19th, Pyramid Lake

May—15-17th, Morningstar—CLUB CAMPOUT

June—13, Finnon Lake June—13 ,CLUB LUNCH AT ROCK CREEK —Finnon Lake 1:00 P.M.

July—18, Silver lake or ??

August—22nd, Silver or other

September—18-20th, Indian Creek Reservoir—CLUB CAMPOUT

October—16-18th, Eagle L or Davis L

November—21st, Delta for Stripers

Note s - Cabin is reserved for Pyramid, this date will not change. Club campout will be planned for the May and September fish out.

PLEASE—Call Dave Angelo at 621.3688 if you are planning on doing a fish out. That way he can call everyone with any last minute information or changes in plans.

You should have set the hook right away, unless you did, in which case you should have waited a little longer, but if you had, you wouldn't have waited long enough, but it doesn't really matter, because it was the wrong hook, and even if it had been the right hook, you would have forgotten to sharpen it.

Club Stuff

The officers:

President - Byron Clanton

Vice President—Ron Ziglehofer

Treasurer & News Letter guy – Karl Weiland, weiland@hughes.net, 530.642.1001 (H)

V P- Communication Jeff Nagel & Tony Kowalczyk

VP – Outings Dave Angelo -

VP Meetings – Frank Seifert

VP Conservation - Todd Gillihan

They can all be contacted through the club web site:

<http://hangtownflyfishers.org/index.html>

Top Ten Reasons Why The Wiggle Tail Nymph Is The Best Fly Ever Invented.

By Frank Seifert *



10. The wiggle tail nymph refers to itself as the “wigglenator”
9. When a hook is damaged the “wigglenator will generate a new one.
8. When fly tying material is thrown into a pile, the wigglenator will tie itself.
7. The wigglenator refuses to be tied with inferior materials.
6. When casting the wigglenator, pointing the rod in the direction you wish to cast is all that is required. The wigglenator will do the rest.
5. When traveling by air, the wigglenator must be checked in, because it is considered a deadly weapon.
4. Fish do not look for the wigglenator, the wigglenator looks for fish.
3. DFG no longer uses shock treatment for fish counts. The wigglenator is faster and more effective.
2. Dave and Joes fish stories are all true. They use the wigglenator.

And the number one reason the wiggle tail nymph is the best fly ever invented:

1. The wigglenator understands its value and refuses to get snagged.

** – Frank Seifert is the proprietor of “Off the Hook Fly Shop”, a recovering bass tournament participant and a prevaricator of fishing lore with known issues of dubious factual content—Ed.*

Hangtown Fly Fishers Membership Renewal/Application

Clip, complete and mail this form, along with a check to: Hangtown Fly Fishers, P.O. Box 931, Placerville, CA 95667 or Drop it in the collection box at OFF THE HOOK . It's real important that we get the slip and it's filled out. We need to update our address, mailing and phone list. We have over 100 members on the e-mail list. NOTE— Beginning soon, only current members will have access to certain areas of the web site. (that would be the part with the fishing reports and other good stuff) Thank You

Name _____

Mailing Address: _____

City _____ St _____, ZIP _____ **E mail: _____

Phone: _____ __ Home __ Work __ Cell